



**ETN YP60 & ETN YP90  
Horizontal Multistage Centrifugal Pump**

This series of electric pumps are small in size, light in weight, compact in structure, and easy to install. They are an ideal high-efficient and energy-saving household electric pump. They are widely used in farmland irrigation, sprinkler irrigation, garden sprinkler irrigation, water supply for vegetable greenhouses, and water supply and drainage for aquaculture. They are also suitable for household domestic water use such as well water extraction and tap water pressurization.

### Technical Specifications

Maximum Power	: Up to 1.75kW
Maximum Flow	: 7,2 m <sup>3</sup> /h
Maximum Head	: 100 m
Size	: 1"x1"
Liquid Temperature	: Up to 40°C

### Pump Configuration

- Pump body: Cast iron, electrophoretic treatment;
- Impeller: PPO;
- Guide vane: PPO;
- Motor shaft: Stainless steel;
- Mechanical seal: Ceramic - graphite.

### Pump Features

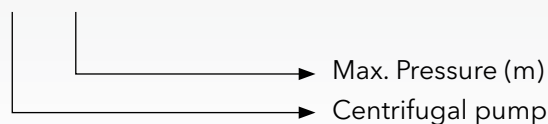
- Copper wire motor with built-in thermal protector;
- Compact structure, Simple and easy installation;
- The impeller, guide vanes is made of adopts ultrasonic welding process, using CFD hydraulic design, the efficiency is higher;

### Application Limits

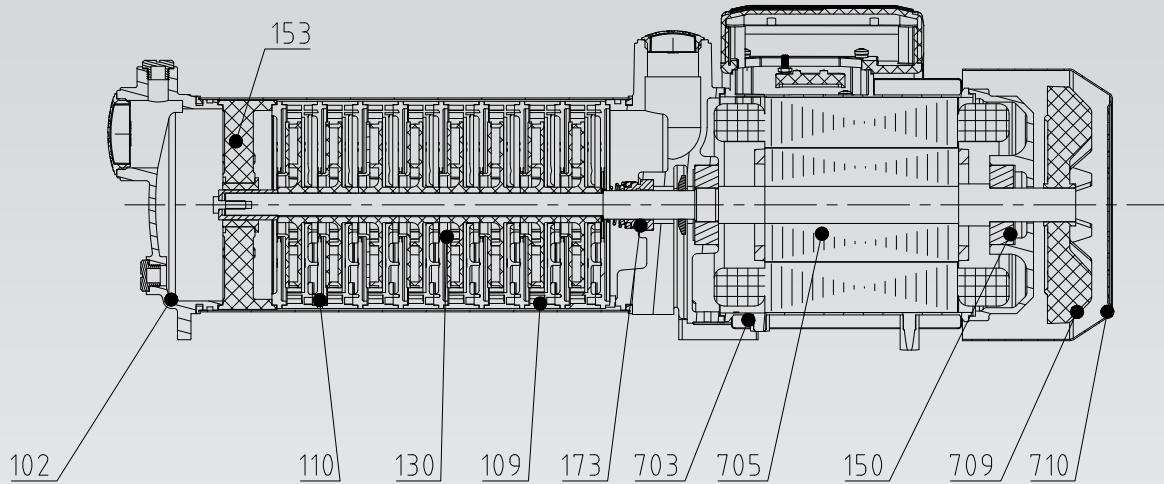
- The liquid temperature of the delivery water source is <60°C;
- The ratio of solid impurities in water does not exceed 0.1%, and the particle size is not greater than 0.2mm;
- When the temperature is lower than 0°C, antifreeze measures should be taken.

### Model Instruction

#### YP 60

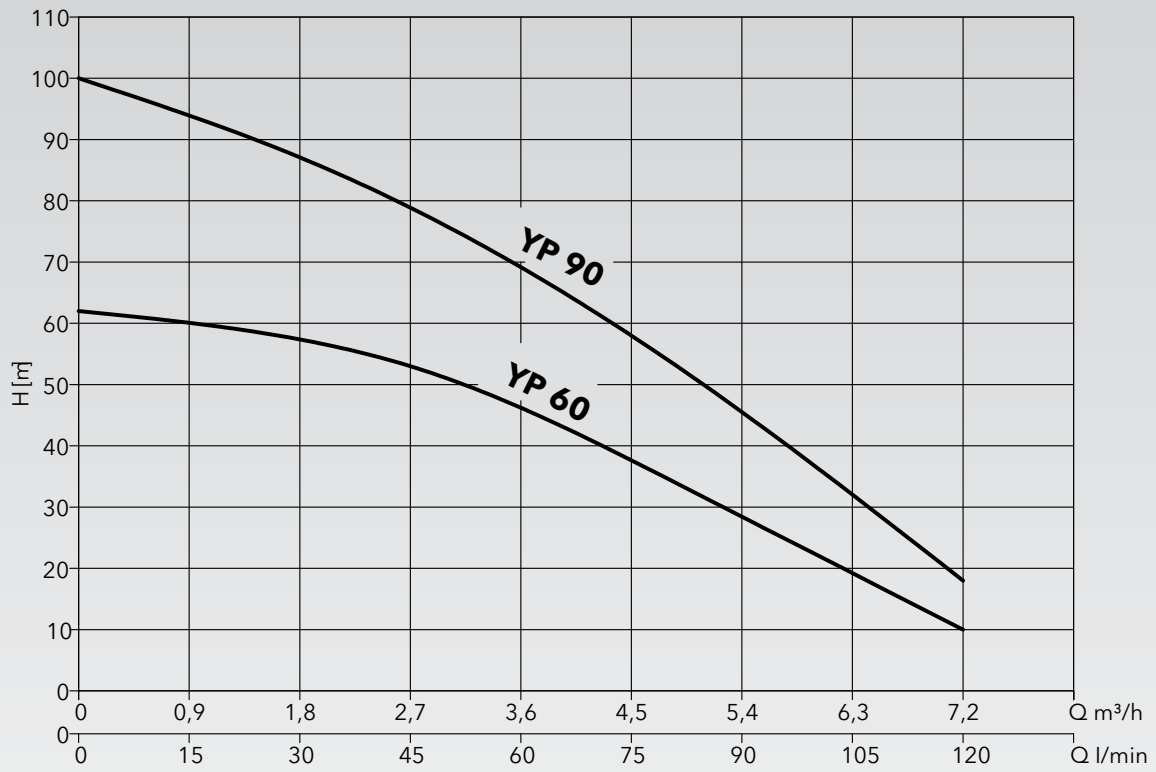


## Product Parameters



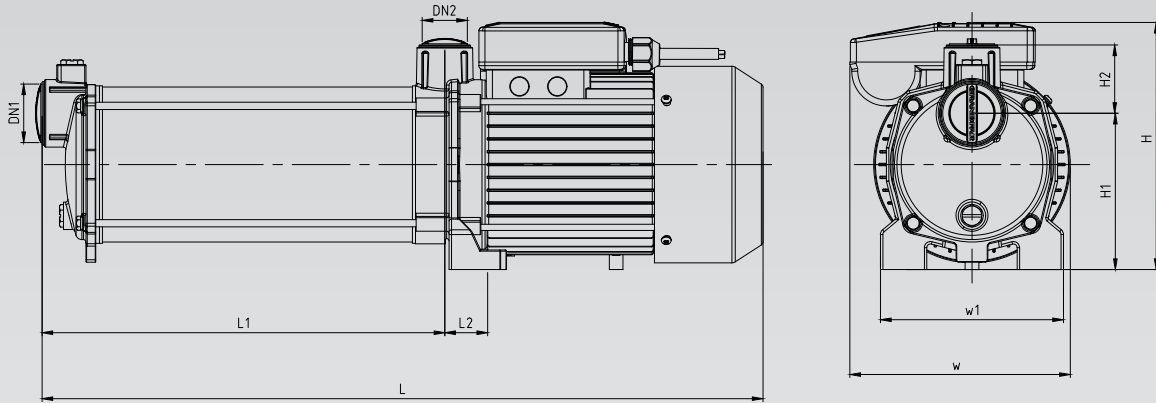
POS.	COMPONENT	CONSTRUCTION CHARACTERISTICS
<b>102</b>	CASING	Cast iron
<b>109</b>	GUIDE VANE	PPO
<b>110</b>	GUIDE VANE COVER	PPO
<b>130</b>	IMPELLER	PPO
<b>150</b>	BEARING	C&U
<b>153</b>	BRACKET	Cast iron
<b>173</b>	MECHANICAL SEAL	Ceramic - graphite
<b>703</b>	STATOR CORE	Stator core with winding
<b>705</b>	ROTOR	Cast aluminum rotor
<b>709</b>	FAN	Plastic
<b>710</b>	FAN COVER	Stainless Steel

## Performance Chart

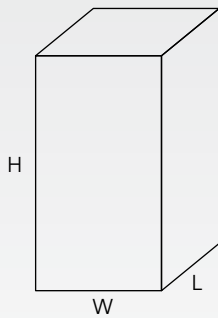


MODEL	VOLTAGE V	POWER Hp	CONNECTION		m³/h	0	0,9	1,8	2,7	3,6	4,5	5,4	6,3	7,2	
			Suction	Discharge		0	15	30	45	60	75	90	100	110	120
ETN YP 60	220	1.5	1 1/4"	1"	Hm	62	59	56	53	45	37	29	24	18	10
ETN YP 90	220	2.3	1 1/4"	1"	(mSS)	100	93	87	77	67	58	43	39	25	18

## Product Dimensions



Model	DN1	DN2	Dimension(mm)							
			L	W	H	L1	L2	W1	H1	H2
YP60	1 1/4 "	1 "	519	180	202.5	258	39.5	150	128	56
YP90	1 1/4 "	1 "	591	180	202.5	330	39.5	150	128	56



Model	N.W (Kgs)	G.W (Kgs)	L	W	H
			(cm)	(cm)	(cm)
YP60	19.3	19.9	57.5	21.5	24.5
YP90	21.4	22.1	64	21.5	24.5



Corrugated box



Instruction



Raw material belt



Certificate

Rev 09/2023



Dudullu Organize Sanayi Bölgesi 2. Cadde No: 14  
34775 Ümraniye - İstanbul / Turkey  
Tel : +90 216 561 47 74 (Pbx) • Fax : +90 216 561 47 50  
[www.etna.com.tr/en](http://www.etna.com.tr/en) • [info@etna.com.tr](mailto:info@etna.com.tr)



**ETNA®**

**0850 455 38 62**  
customer service