



**Completely Stainless Steel Vertical
Multistage Pumps
EVS Series**

Completely Stainless Steel, Vertical Multi-Stage Centrifugal Pumps



EVS Series

High quality pumps with compact construction and high efficiency with AISI304 grade stainless steel on all water contact surfaces. Features in-line (on the same axis) inlet-outlet connections.

Fields of Use

- Pressurized water supply in residential and commercial buildings
- Garden irrigation systems
- Agricultural irrigation systems.
- Industrial applications
- Water treatment systems
- Clean water transfer

Pump Specifications

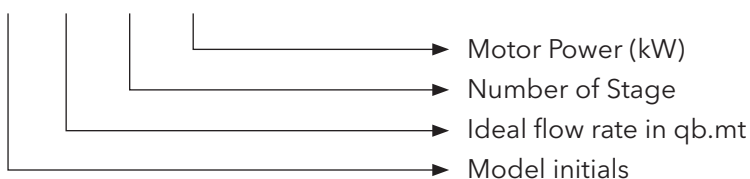
- Pump Body : AISI 304 Stainless Steel
- Impeller & Diffuser : AISI 304 Stainless Steel
- Pump Shaft : AISI 304 Stainless Steel
- Mechanical Seal : Carbon / Ceramic / EPDM

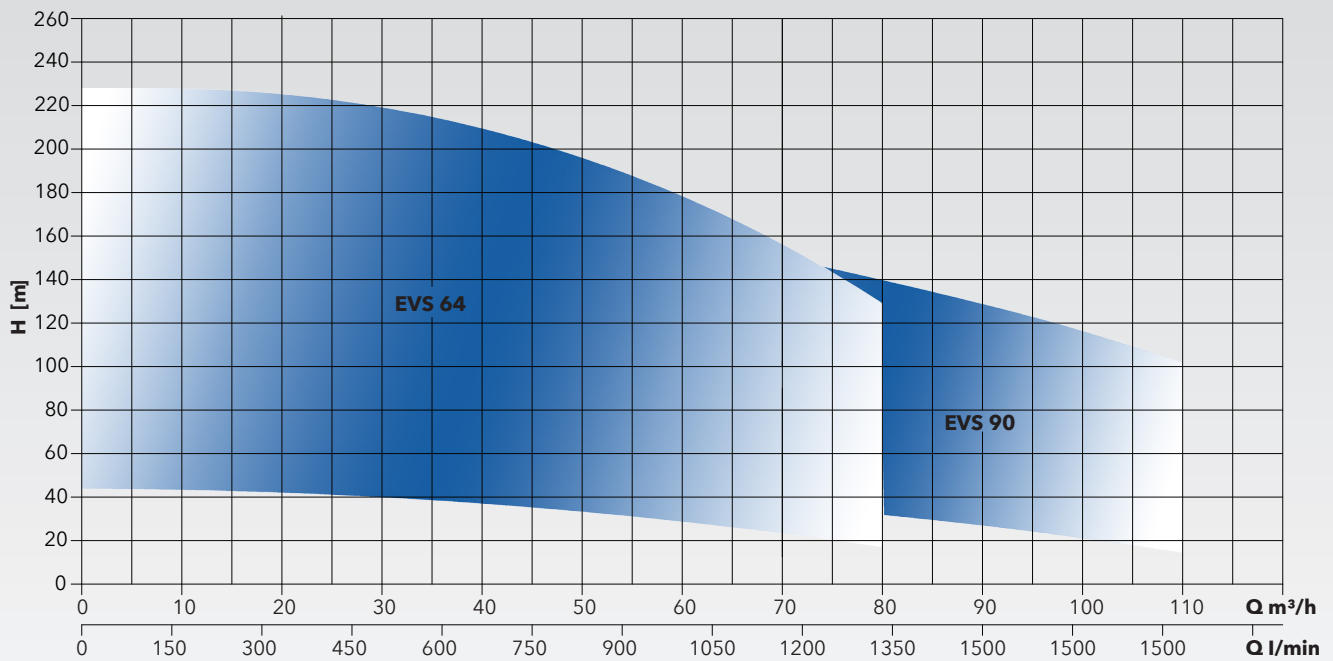
Technical Specifications

- Maximum Flow : 90 m³/h
- Maximum Pressure : 225 mwc
- Inlet-Outlet Diameter : DN80 & DN100
- Pressure Class : PN25 & PN32
- Max. Ambient Temperature : 40°C
- Fluid Temperature : 0 - 100°C
- Fluid Property : Clean, solid particle-free, chemically neutral water
- Motor Speed : 2900 rpm
- Network Connection : 3*380V - 50 Hz
- Motor Power : 4 - 45 kW
- Protection Class : IP55
- Insulation Class : F

Identification Code

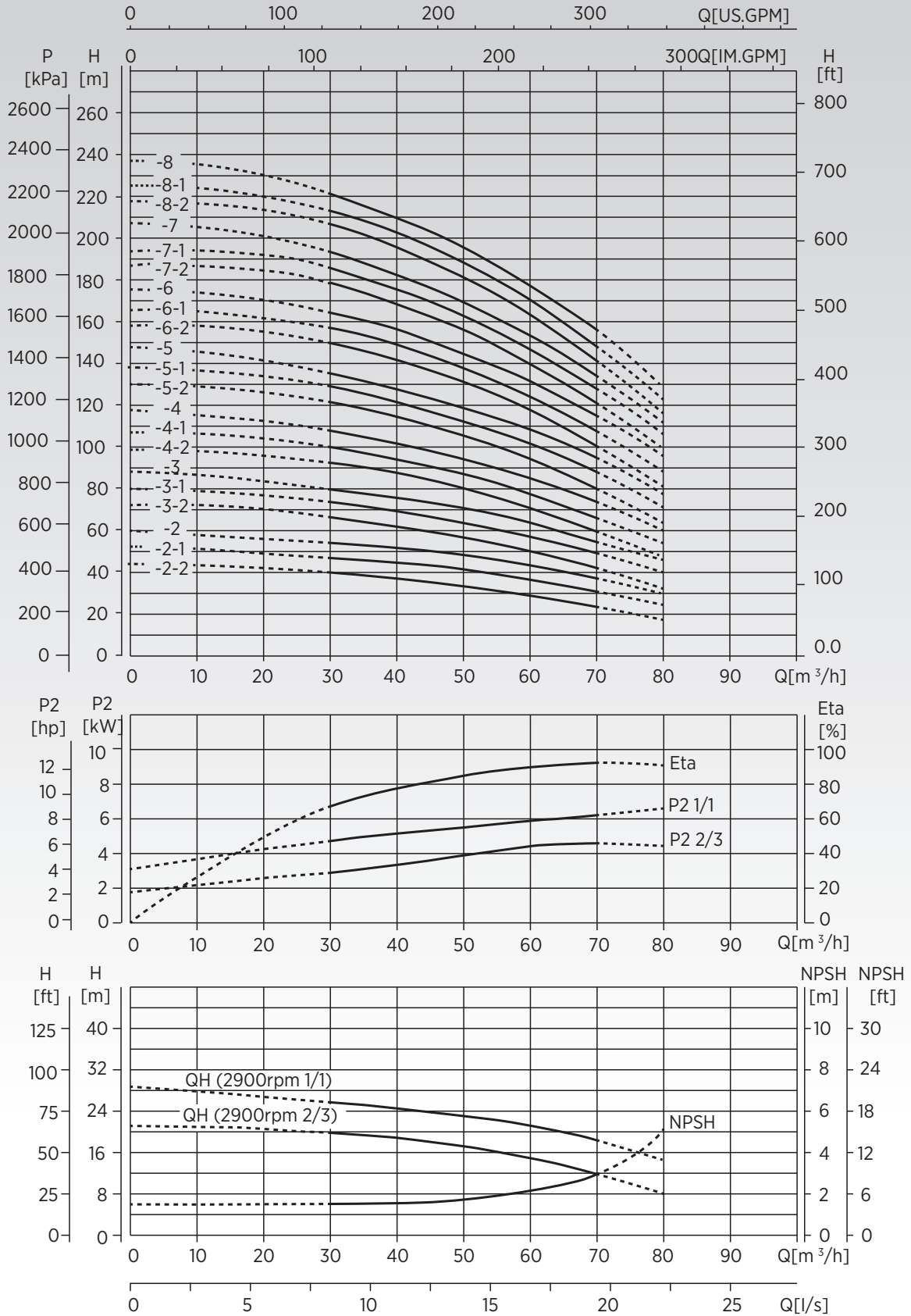
EVS 64 / 8 / 15



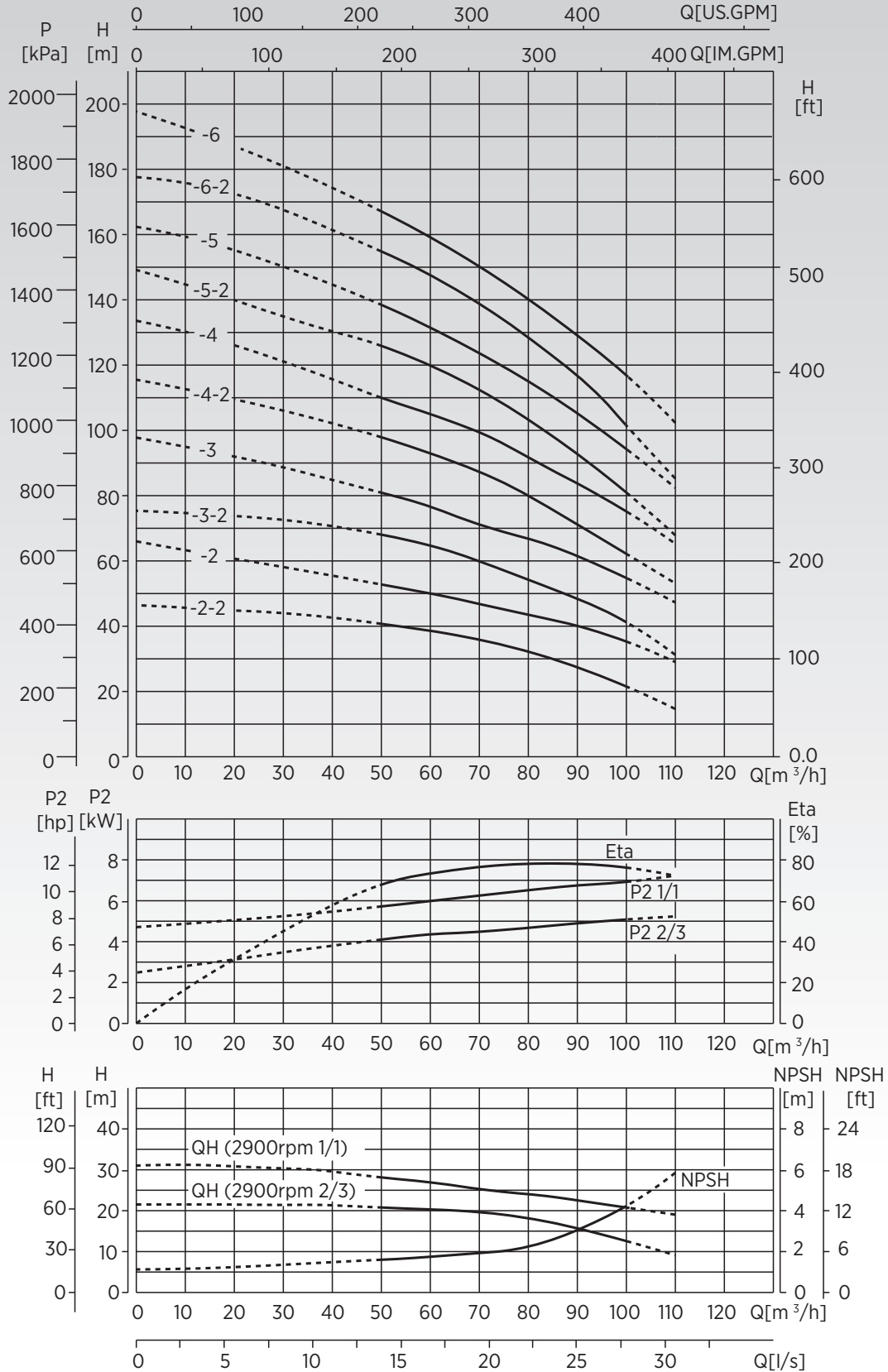


EVS Series Performance Curves

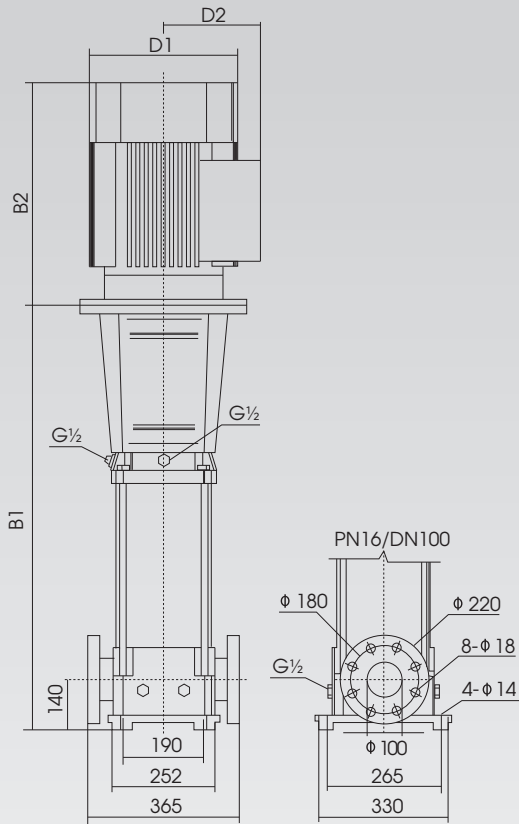
EVS 64 Series



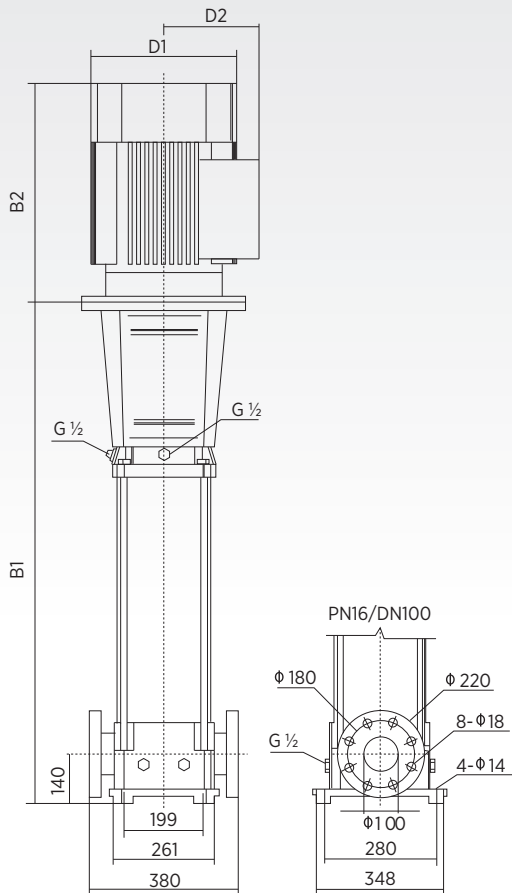
EVS 90 Series



EVS Series Dimensions and Weights



TYPE	DIMENSIONS (mm)					NET WEIGHT (kg)
	B1	B2	B1+B2	D1	D2	
EVS 64-2-2	685	390	1075	259	203	133/141
EVS 64-2-1	715	498	1213	314	251	197/204
EVS 64-2	715	498	1213	314	251	197/204
EVS 64-3-2	825	498	1323	314	251	197/204
EVS 64-3-1	825	498	1323	314	251	210/218
EVS 64-3	825	542	1367	314	251	228/235
EVS 64-4-2	905	542	1447	314	251	231/238
EVS 64-4-1	905	578	1483	355	267	274/282
EVS 64-4	905	578	1483	355	267	274/282
EVS 64-5-2	985	669	1653	397	299	354/361
EVS 64-5-1	985	669	1653	397	299	354/361
EVS 64-5	985	669	1653	397	299	354/361
EVS 64-6-2	1065	669	1734	397	299	358/366
EVS 64-6-1	1065	669	1734	397	299	380/388
EVS 64-6	1065	669	1734	397	299	380/388
EVS 64-7-2	1145	669	1814	397	299	386/394
EVS 64-7-1	1145	669	1814	397	299	386/394
EVS 64-7	1145	709	1864	446	322	445/453
EVS 64-8-2	1225	709	1934	446	322	450/457
EVS 64-8-1	1225	709	1934	446	322	450/457
EVS 64-8	1225	709	1934	446	322	450/457



TYPE	DIMENSIONS (mm)					NET WEIGHT (kg)
	B1	B2	B1+B2	D1	D2	
EVS 90-2-2	771	498	1269	314	251	196/204
EVS 90-2	771	498	1269	314	251	207/214
EVS 90-3-2	863	542	1405	314	251	227/235
EVS 90-3	863	578	1441	355	267	269/277
EVS 90-4,2	955	669	1624	397	299	341/349
EVS 90-4	955	669	1624	397	299	341/349
EVS 90-5-2	1047	669	1716	397	299	376/383
EVS 90-5	1047	669	1716	397	299	376/383
EVS 90-6-2	1139	709	1848	446	322	439/447
EVS 90-6	1139	709	1848	446	322	439/447



Dudullu Organize Sanayi Bölgesi 2. Cadde No: 14
34775 Ümraniye İstanbul / Turkey
Tel : +90 216 561 47 74 (Pbx) • Fax : +90 216 561 47 50
www.etna.com.tr/en • info@etna.com.tr



ETNA®